

NOTES:
 UNDERGROUND GAS PIPING SYSTEMS SHALL BE ISOLATED FROM ABOVE GROUND SYSTEMS BY AN APPROVED ISOLATION FITTING, INSTALLED AT LEAST 6" ABOVE GRADE.
 GAS PIPING NOT TO BE UNDER BUILDING SLAB OR STRUCTURE.
 GAS LINES TO CONFORM TO UPC CHAPTER 12 FOR MATERIALS, INSTALLATION AND TESTING.
 APPROXIMATE DEVELOPED LENGTH: 114'-0"

WATER FIXTURE UNIT CALCULATION
 IRC TABLE P2403.6
 TOTAL DEVELOPED LENGTH OF THE WATER LINE, FROM THE WATER METER TO THE FURTHEST WATER-USING OUTLET 180' FEET.

TYPE OF FIXTURE	FIXTURE UNIT VALUE		NUMBER OF FIXTURES	TOTAL FIXTURE UNITS
	HOT	COLD		
BEST	1.0	1.0	2	2.0
W/C TANK TYPE	1.0	2.2	0	0.0
SHOWER	1.0	1.0	1	1.4
TUB/SHWR	1.0	1.0	0	0.0
LAVATORY	0.5	0.5	2	1.4
KITCHEN SINK	1.0	1.0	1	1.4
DISHWASHER	1.4	1.4	1	1.4
RES. BAR SINK	0.5	0.5	1	0.7
HOSE BIB	0.5	0.5	1	0.7
UTILITY SINK	1.0	1.0	0	0.0
LAUNDRY SINK	1.0	1.0	0	0.0
CLOTHES WASHER	1.0	1.0	0	0.0
EVAP COOLER	-	1.4	0	0.0
ICE MAKER	-	0.5	0.5	0.5
FULL BATH GROUP	1.5	2.1	3.6	4.4
HALF BATH GROUP	0.5	2.5	2.6	0.0
KITCHEN GROUP	1.4	1.0	2.5	2.5
LAUNDRY GROUP	1.0	1.0	2.5	2.5
TOTAL FIXTURE UNITS = 29.8				
PIPE SIZE	UNIT VALUE			
3/8"	X			
1/2"	X			
3/4"	X			
1"	X			

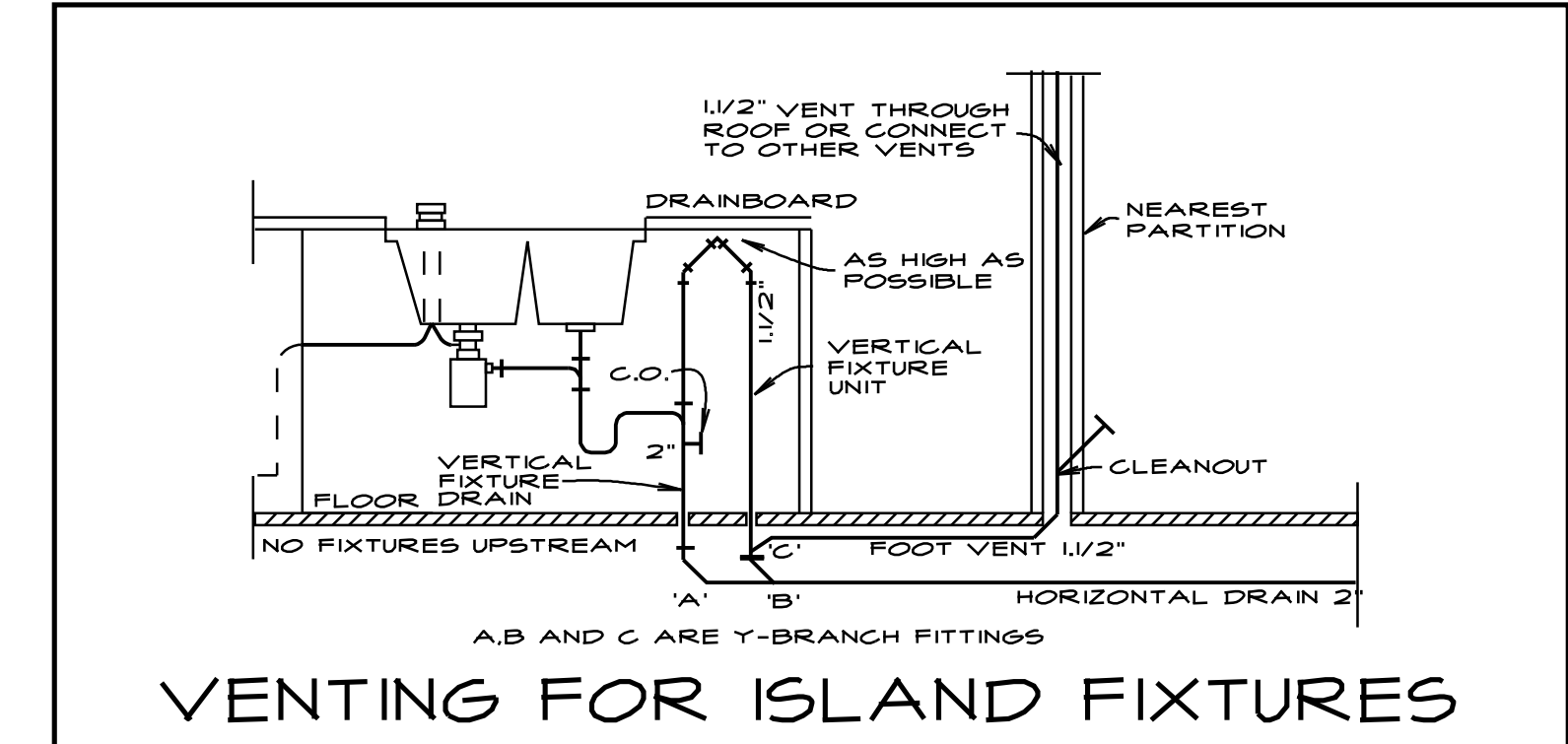
WATER SUPPLY OUTLETS FOR ITEMS NOT SHOWN ABOVE SHALL BE COMPUTED AT THEIR MAXIMUM DEMAND OR ACCORDING TO THE SIZE OF THE SUPPLY PIPE AS LISTED ABOVE, (WHICHEVER IS GREATER).

*REGARDLESS OF ACTUAL NUMBER OF HOSE BIBS, ONLY A MAXIMUM OF TWO ARE COUNTED.

WATER METER SIZE: 1"
 SUPPLY SIZE: 1/4"
 SEWER SIZE: 4"

LEGEND OF SYMBOLS

	DUPLEX OUTLET		OVERHEAD LIGHT FIXTURE		4' FLUORESCENT FIXTURE		TV ANTENNA JACK
	DUPLEX ON GROUND FAULT INTERRUPTER CIRCUIT		WALL MOUNT FIXTURE		TRACK LIGHT FIXTURE		FIRE EXTINGUISHER
	WATERPROOF COVER DUPLEX ON GROUND FAULT INTERRUPTER CIRCUIT		ROUND RECESSED LIGHT FIXTURE		10 V. SMOKE DETECTOR		PHONE JACK
	METAL BOX W/ DUPLEX ON GROUND FAULT INTERRUPTER CIRCUIT		SQUARE RECESSED LIGHT FIXTURE		OVER THE COUNTER FLUORESCENT SELF SWITCHED		WARM AIR SUPPLY (COLD)
	220 VOLT OUTLET		EXHAUST FAN		CIRCUIT BREAKER SERVICE PANEL		RETURN AIR SUPPLY
	DUPLEX FLOOR PLUG WITH CAPS		EYEBALL RECESSED SPOT LIGHT		DOOR BELL		EXTERIOR FROST FREE FAUCET
	SINGLE POLE SWITCH		DOUBLE SPOT LIGHT		HEAT LAMP		CEILING DIFFUSER
	DOUBLE POLE SWITCH		PULL CHAN CERAMIC FIXTURE		CENTRAL VAC OUTLET		SECURITY DEVICE ON WINDOWS
	THREE WAY SWITCH		HANGING LIGHT FIXTURE		CABLE TV OUTLET JACK		SECURITY DEVICE ON DOORS
	FOUR WAY SWITCH		CEILING FAN		CABLE FOR VIDEO OUTLET JACK		



NOTES

COLD WATER

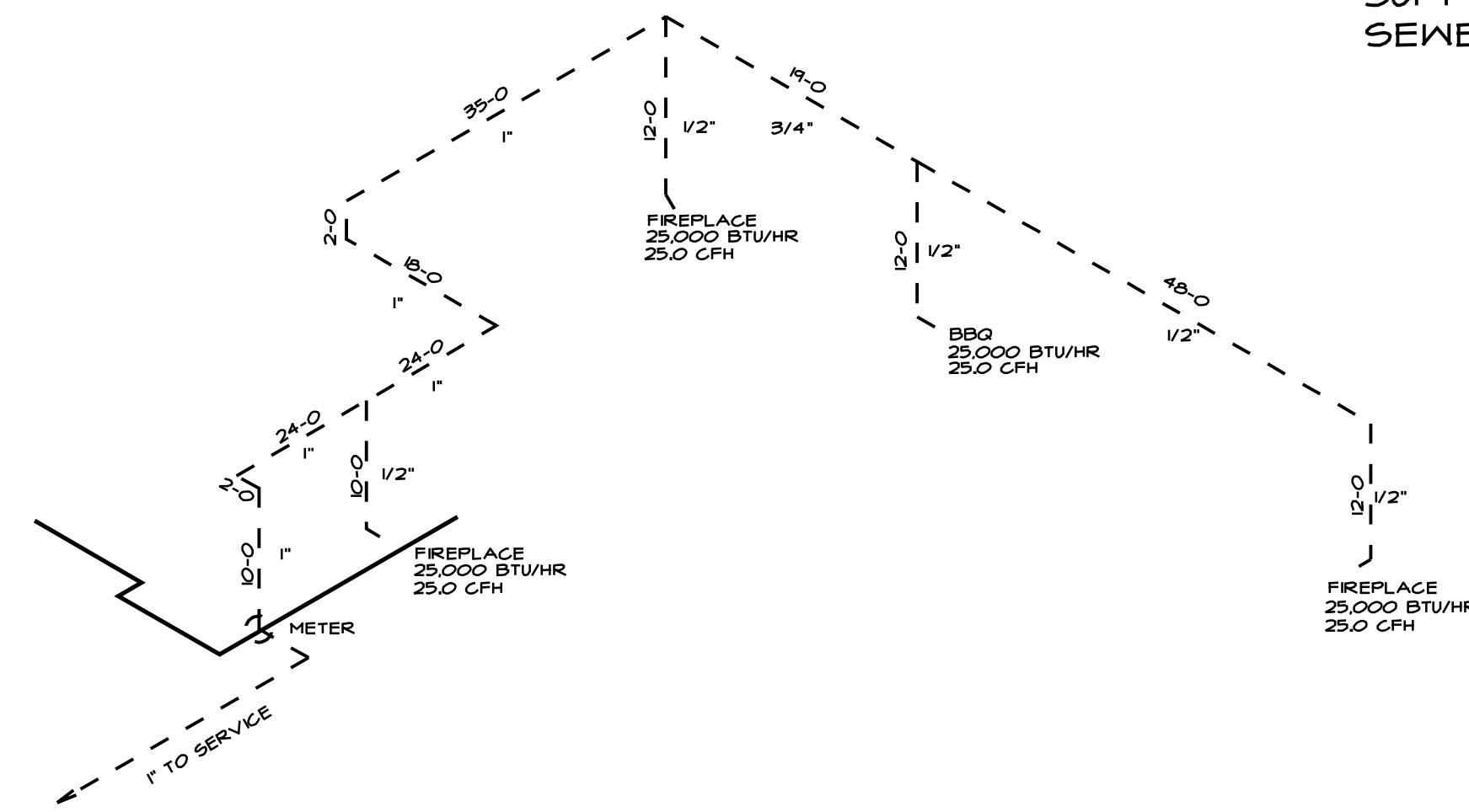
--- HOT WATER ---

1- NO SOLDER JOINTS UNDER SLAB

2- TYPE "L" SOFT COPPER UNDER SLAB

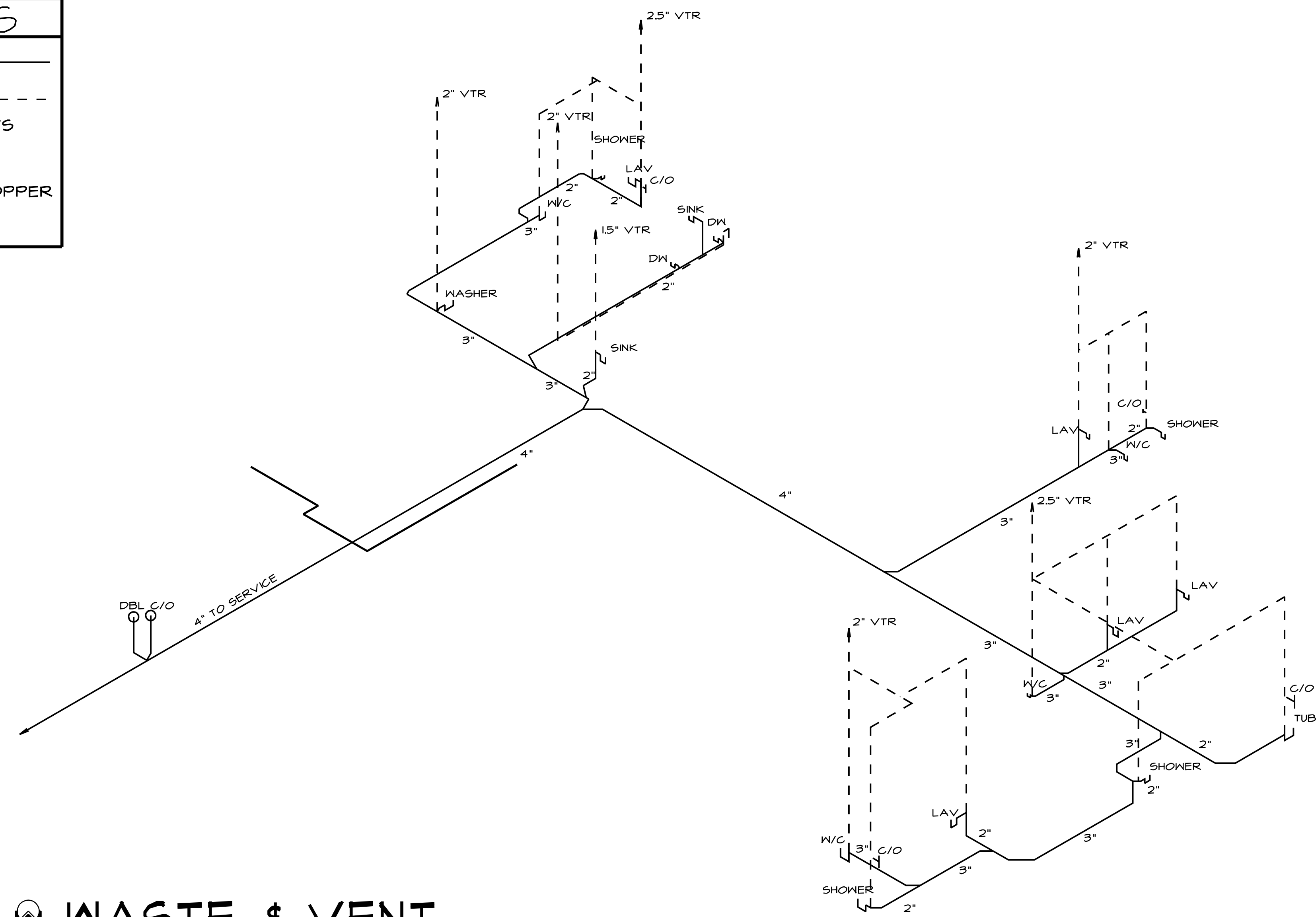
NATURAL GAS PIPING DIAGRAM

NOT TO SCALE.



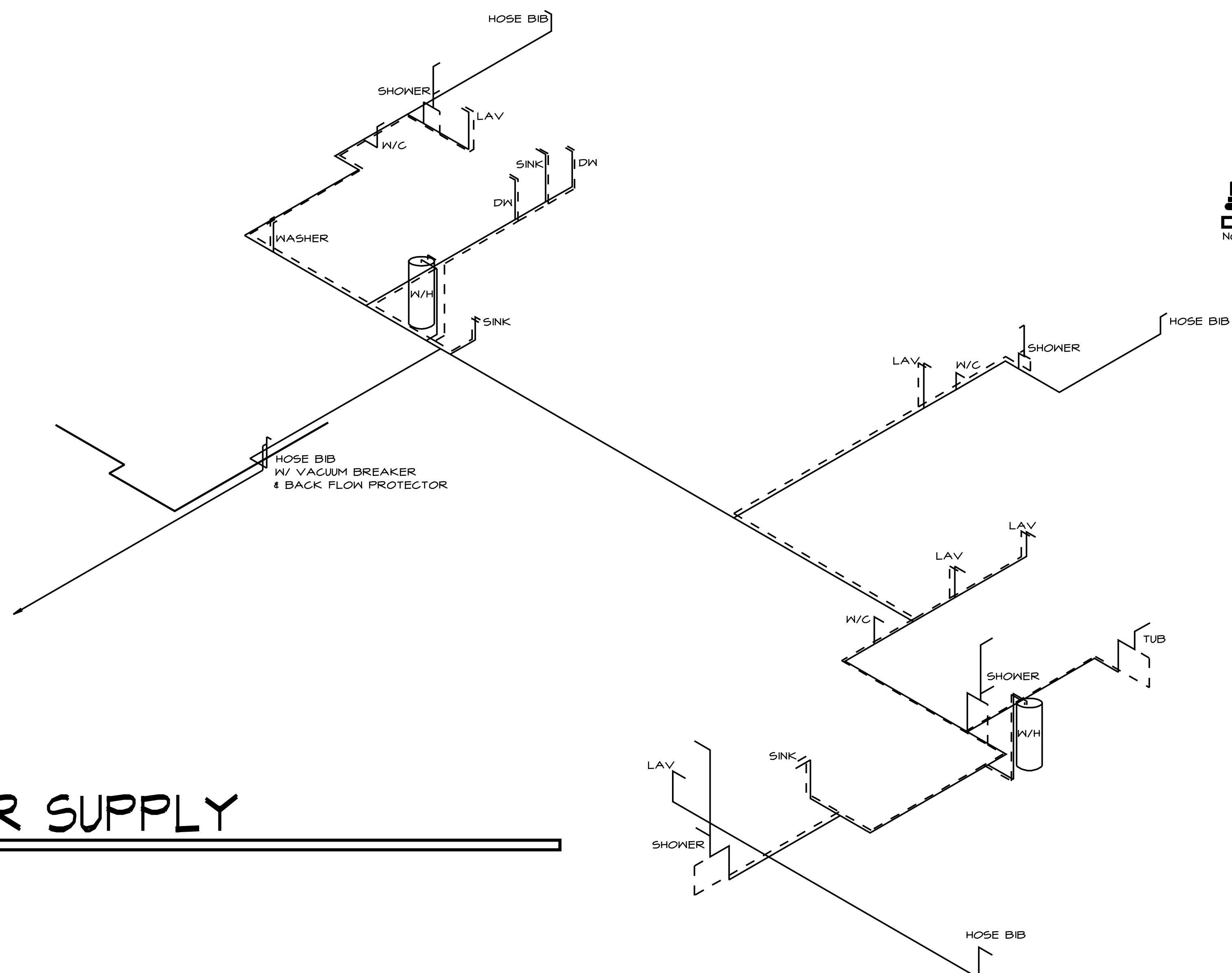
WASTE & VENT

NOT TO SCALE.



WATER SUPPLY

NOT TO SCALE.



WINDOW SCHEDULE

SEE DOOR SCHEDULE FOR 560'S
 SEE DOOR SCHEDULE AND BID OPTION FOR 560'S IN VIEW OF LISTED ITEMS

M/K#	SIZE	TYPE	REMARKS
A 2	6'-0x8'-0	SLIDER	6'-0x8'-0 BOX TOP TRANSOM
B 3	3'-0x1'-6	SH	ROUND TOP
C 3	1'-6x1'-6	FIXED	
D 2	2'-0x3'-0	FIXED	2'-0x2'-0 TRANSOM
E 1	3'-0x3'-0	SH	3'-0x2'-0 TRANSOM
F 2	2'-0x2'-0	FIXED	
G 1	3'-0x4'-0	SLIDER	TEMP
H 2	3'-0x3'-0	SLIDER	3'-0x2'-0 TRANSOM
I 1	2'-0x2'-0	FIXED	ROUND TOP
J 1	6'-0x8'-0	SLIDER	6'-0x2'-0 TRANSOM
K 3	2'-0x2'-0	FIXED	6'-0x2'-0 BOX TOP TRANSOM
L 1	3'-0x6'-0	CASEMENT	
M 2	1'-6x1'-6	FIXED	TEMP
N 2	2'-0x3'-0	SH	TEMP
O 1	6'-0x8'-0	SLIDER	
P			
Q			
R			

SKYLIGHTS: BRISTOLITE OR EQUAL, COLOR 2404

DOOR SCHEDULE

M/K#	SIZE	TYPE	REMARKS
1 1	4'-0x10'-0	ENTRY	
2 1	3'-0x8'-0	CORNER	1 3/4" SOLID CORE WOOD, TIGHT FITTING, W/ BASKET SHEEP & SELF CLOSURE
3 1	1'-6x8'-0	FRENCH DOOR	60X60 TEMP
4 1	3'-0x8'-0	ACCESS	
5 4	3'-0x8'-0	FRENCH DOOR	
6 1	2'-8x8'-0	ACCESS	
7 1	3'-0x8'-0	DBL. HGT.	PROVIDE 1/2"X2" LAMINATED VENTS AT TOP & BOTH OF DOOR
8 1	6'-0x8'-0	DBL. INTERIOR	
9 1	3'-0x8'-0	DBL. INTERIOR	
10 1	3'-0x8'-0	INTERIOR	
11 3	2'-8x8'-0	INTERIOR	
12 4	2'-4x8'-0	INTERIOR	
13 1	2'-0x8'-0	INTERIOR	
14 2	2'-0x8'-0	SHOWER	
15 2	6'-0x8'-0	GARAGE	OVERHEAD
16			
17			
18			
19			
20			
21			

PROFILE

DESIGN

ARIZONA DESIGN INC.
 1100 N. CENTRAL AVENUE, SUITE 100
 PHOENIX, AZ 85004
 (480) 461-8810

WEBSITE/EMAIL
 www.arizona-design.com
 info@arizona-design.com
 (FAX) 461-8780

JOB NAME: STREET OF DREAMS
 2670 E. LOVEBIRD LANE

DATE: 11.06.12
 1 REVISED
 2 REVISED
 3 REVISED
 IRC